

Accessing Google Apps Using C2K Account From Home

1. To access Google Apps and Services from home, log in to Google with your c2k email address:
c2kusername@c2ken.net



Sign in with your Google Account

A screenshot of the Google sign-in interface. It features a grey circular profile icon placeholder at the top. Below it is a yellow text input field containing the email address "ahanlon826@c2ken.net". Underneath the input field is a blue button with the text "Next". At the bottom right of the form area, there is a blue link that says "Find my account".

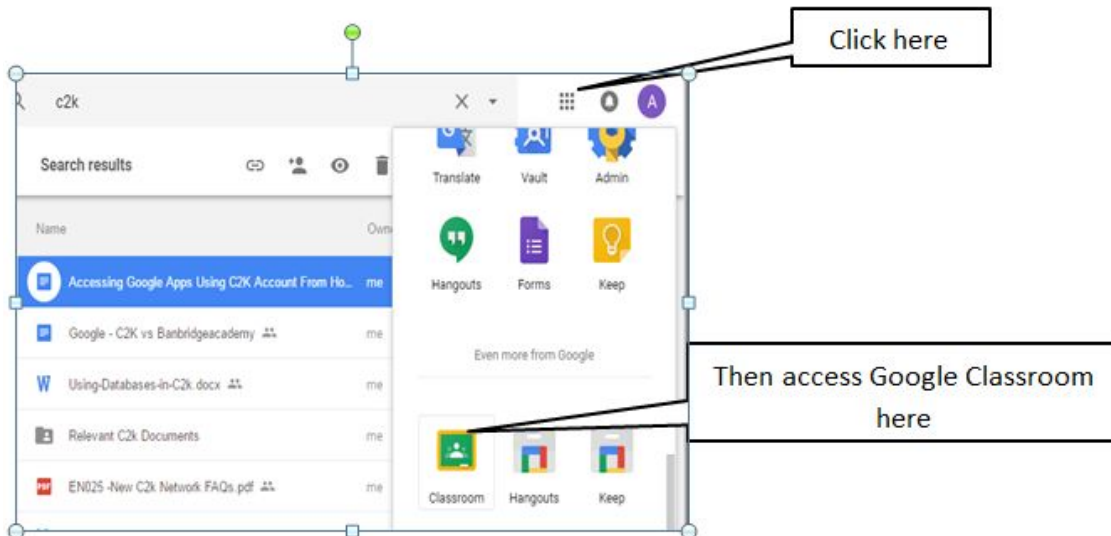
2. On the next screen enter c2ken\yourc2kusername and your c2k password:

A screenshot of the "Active Directory Federated Services V3" sign-in page. The page has a blue header area on the left. The main content area is white and contains the text "Active Directory Federated Services V3" in a large, bold, black font. Below this is the text "Sign in with your organizational account". There are two yellow text input fields: the first contains "c2ken\ahanlon826" and the second contains a series of dots representing a password. At the bottom of the form is a blue button with the text "Sign in".

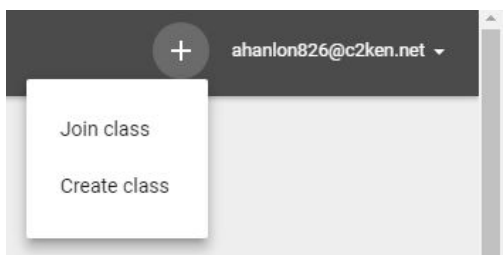
From there you are then signed into Google and can use apps such as Drive and Classroom

Accessing A Google Classroom

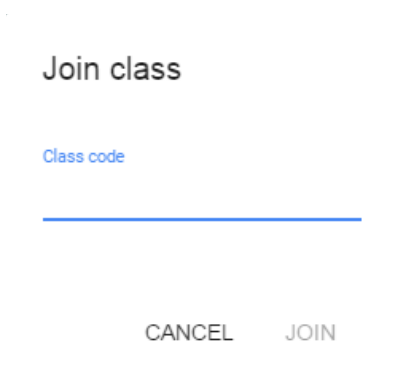
1. You will need to be signed into Google first as shown on page 1
2. Go to Google Classroom (try a Google Search to find it, or access it through the apps rubix cube when in Google Drive as shown below)



3. Click on the “+” symbol at the top right hand side of the Google Classroom home page and select “Join Class”



4. You must then enter the class code which your teacher has given you.



To access Google Drive/Classroom on a personal device, simply download the relevant apps and then sign in using your C2K credentials as shown on page 1.